


Utility Hooks Installation Instructions


HAULER RACKS, INC.
Minneapolis, MN
800-843-5445




Utility Hook



1. Locking Lip



2. Make Sure Lip is Engaged with Rail Corner.



3. Tighten Bolts and Secure with Nut and Lock Washer.



Utility Hooks Installed